

Go to www.allenorchestra.org - select CHARMS



Allen ISD Orchestras
www.allenorchestra.org

About Boosters Calendar **Charms** Instruments Links Private Lessons Sch

Apr 20 / admin

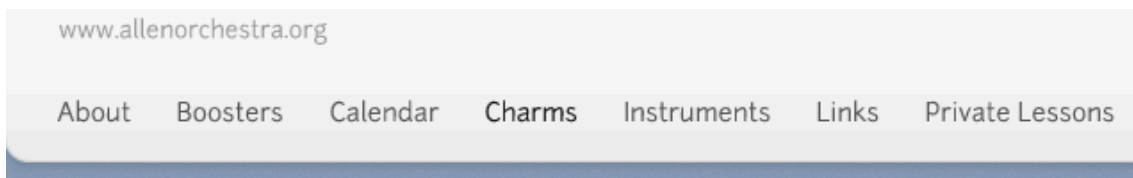
Spring is here!



The 2011 – 2012 school year has been a wonderful success for all of our orchestra students! We have many end-of-year activities and celebration concerts coming up – so mark your calendars!

Current 5th grade students and parents (future 6th

Click on the CHARMS logo to login. Notice your SCHOOL CODE which you will enter at the next screen



www.allenorchestra.org

About Boosters Calendar **Charms** Instruments Links Private Lessons

Charms

The Charms Music Office Assistant is an online system used to manage all student and financial informa

CLICK THE LOGO TO LOG ON



SCHOOL CODES

Allen HS/Lowery FC: **AllenHSOrch**

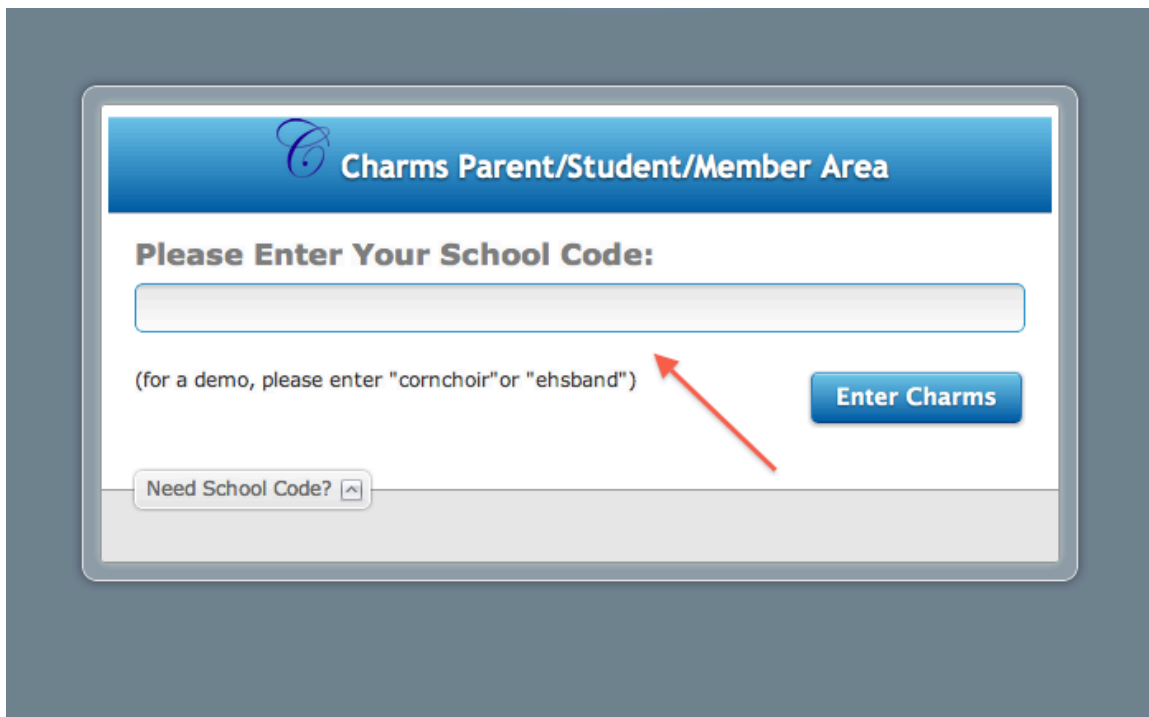
CurtisMS and 6th grade feeders (Anderson, Cheatham, Marion, Olson, Reed): **CurtisMSOrch**

Ford MS and 6th grade feeders (Bolin, Chandler, Rountree, Story, Vaughan): **FordMSOrch**

Ereckson MS and 6th grade feeders (Boon, Boyd, Evans, Green, Kerr, Norton): **ErecksonMSOrch**

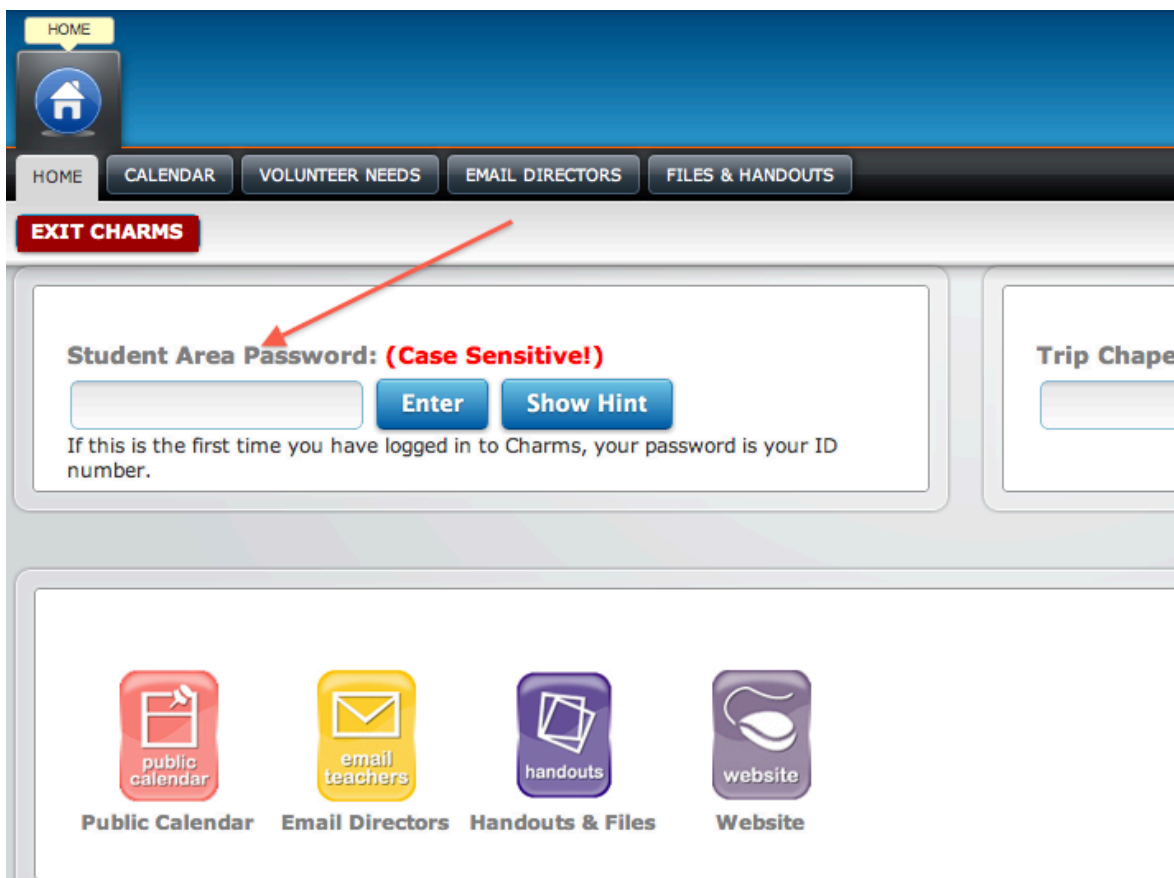
Use Allen Student ID # as your Charms Student ID number.

Enter your school code here: (either AllenHSOrch, CurtisMSOrch, ErecksonMSOrch, or FordMSOrch)



The screenshot shows a web interface for the "Charms Parent/Student/Member Area". At the top, there is a blue header with a logo and the text "Charms Parent/Student/Member Area". Below this, the text "Please Enter Your School Code:" is displayed above a text input field. A red arrow points to this input field. Below the input field, there is a note: "(for a demo, please enter 'cornchoir' or 'ehsband')". To the right of the input field is a blue button labeled "Enter Charms". At the bottom left of the form area, there is a link that says "Need School Code?" with a small icon.

In the Student Password Area, your password is **YOUR ALLEN ISD STUDENT ID NUMBER**



The screenshot shows the "Student Area Password" login page. At the top, there is a navigation bar with a "HOME" button and a home icon. Below the navigation bar, there are several menu items: "HOME", "CALENDAR", "VOLUNTEER NEEDS", "EMAIL DIRECTORS", and "FILES & HANDOUTS". A red "EXIT CHARMS" button is located below the menu. The main content area features a text input field for the password, with a red arrow pointing to it. To the right of the input field are two buttons: "Enter" and "Show Hint". Below the input field, there is a note: "If this is the first time you have logged in to Charms, your password is your ID number." To the right of the password input field, there is a partially visible "Trip Chape" input field. At the bottom of the page, there are four icons representing different services: "public calendar", "email teachers", "handouts", and "website".

There are many areas in CHARMS which you can explore! The Allen ISD Orchestra Directors asks every Orchestra Family to make sure your information is up to date. PLEASE click on the **UPDATE INFO** button so we can have your email address, phone, etc... CHARMS is the office management system the Orchestra Department uses in Allen ISD. The Orchestra Directors will communicate with our students and parents using the CHARMS system.

